



GROUPSET

REGISTRATION



by High Five Labs

WELCOME TO THE THE PILOT!



Groupset is still under active development, and as participants in our pilot program, we'll be integrating your feedback to develop enhancements and improvements aligned with our roadmap and goals.

This means that you may experience some errors, bugs, or other unintended outcomes. Please report them to support@highfivelabs.net, screenshots or video recordings are especially helpful!

Note that not all features currently identified in the app are fully functional, but will be before the start of the 2026 season.

HOW TO REGISTER

THREE STEPS TO TEAM REGISTRATION



- 1 A parent creates their account
- 2 The parent registers athlete(s) and pays team fees
- 3 The athlete claims their account via email

These steps need to be completed in this order to associate parent and athlete accounts; athletes may not initiate the account creation process.

PARENT REGISTRATION

PARENTS / COACHES SIGN UP

On your phone or desktop go to **Groupset.app**

1. Parents or coaches may complete the initial information forms
2. If you plan to ride with the team, indicate your current Coach license level and expiration date
3. Verify your email address with the code sent to your inbox
4. Find your High School team and enter the **passcode provided by your Head Coach**

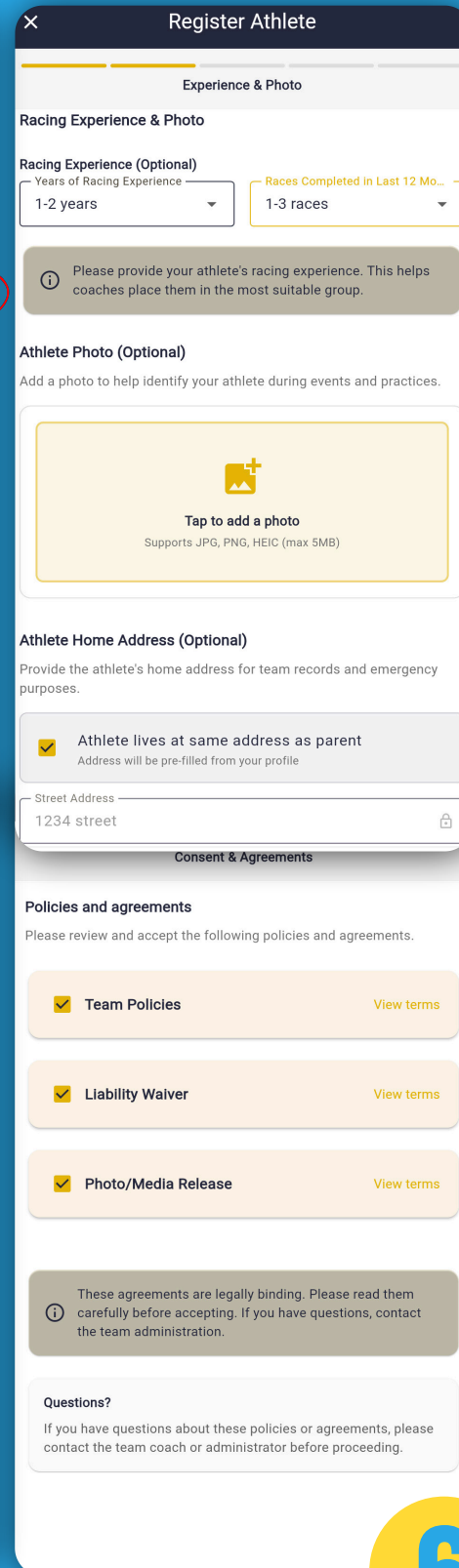
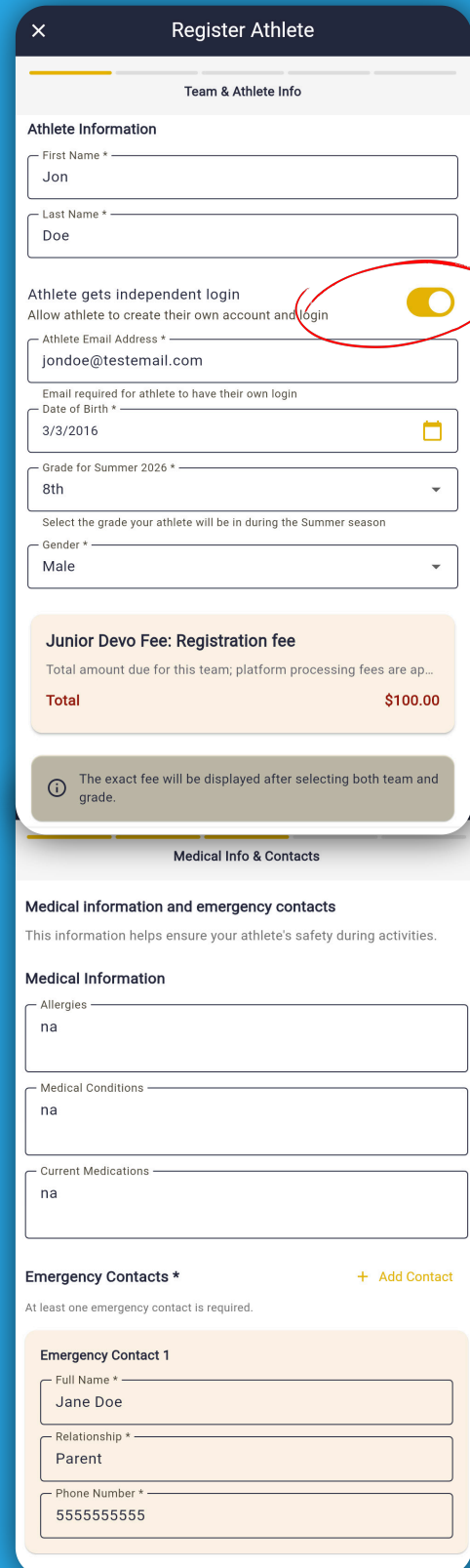
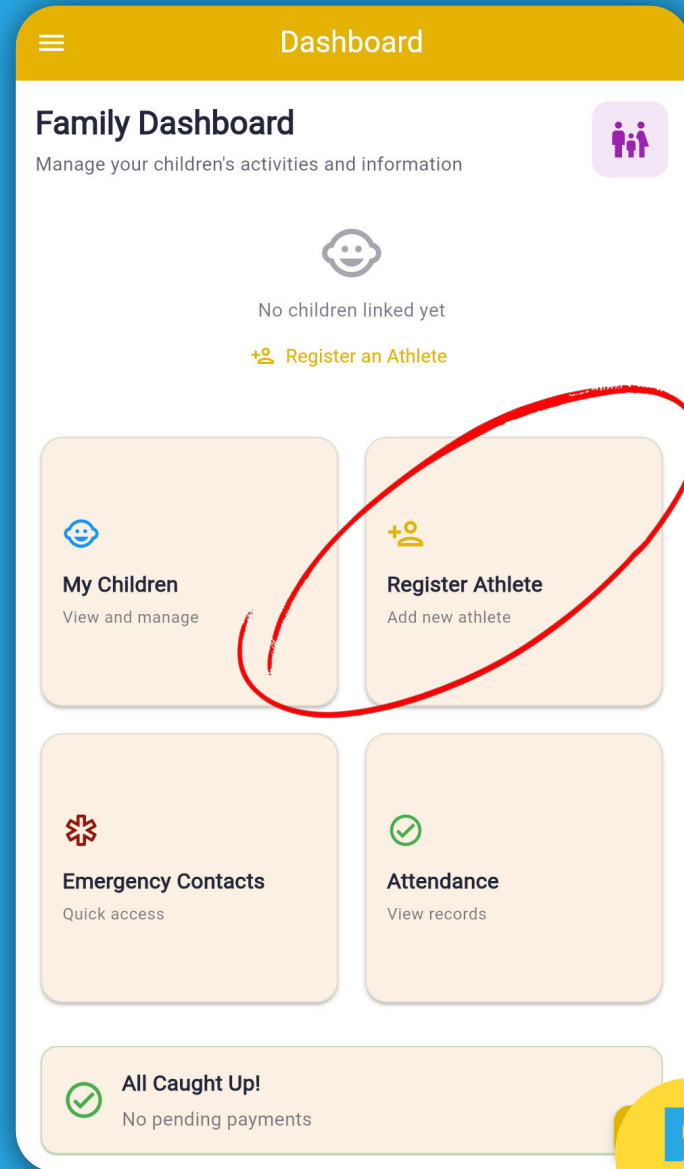
The desktop interface shows the 'Create Parent/Coach Account' form with fields for Email, First Name, Last Name, Password, and Confirm Password. Below this is the 'NICA License Information' section, which includes a calendar for selecting the license expiration date (set to Tue, Mar 23) and a dropdown for the license level (set to Level 2). A QR code is visible in the bottom left corner with the text 'SCAN TO START'.



The mobile interface shows the 'Select Team' screen with a search bar and a list of available teams: Nebo Goats MTB (Maple Mountain, Nebo Kids, Payson, Salem Hills, Spanish Fork, Springville), Pleasant Grove Biking Vikings, and PG Biking Vikings. A 'Join Test MTB Team' modal is open, showing a passcode field and a role selection dropdown set to 'Parent'.



REGISTER YOUR ATHLETE(S)



Complete Athlete Information

5. Click the button to register your athlete

6. Complete your athlete's personal information, choose the grade they will be in at the start of their race season (i.e. Fall)

- Provide their racing experience
- Add a photo (optional)
- Provide allergy, medical conditions, and medications, these are kept confidential
- Provide at least one emergency contact
- Complete the waivers
- Confirm and Submit Registration
- Pay the registration fee now or prior to registration deadline
- Repeat for each additional athlete



ATHLETE ACCOUNT

Groupset does the administration so coaches can focus on quality

Welcome to Test MTB Team!

Hi Jon Doe,

Gary Fullmer has registered you for Test MTB Team.

Team: Test MTB Team
Registered by: Gary Fullmer

Click the button below to complete your registration:

[Complete Registration](#)

If the button doesn't work, you can copy and paste this link into your browser:

<https://groupset.app/athlete-signup?token=8f2784ef93955785c410da6fc8158ffa5bfd29604826257d0aa3409d2e217493>

Learn more about next steps:

Complete Your Account

✓

Complete Your Account

Email: gtfullmer+jondoe@gmail.com

Create your password to complete your athlete account setup.

Password *
.....

Confirm Password *
.....

Password Requirements:

- At least 6 characters long
- At least one uppercase letter
- At least one lowercase letter
- At least one number

Season Objective *

[Complete Registration](#)

Your account will be created and you'll be automatically signed in. You can then access all team features and start participating in activities.

7

Athlete Claims Account

7. Athlete will receive an email welcoming them to the team with a link to **Complete Registration**

- Create a password
- Complete the questionnaire to complete registration

And thats it, you're in!

